

A Case Study in the Application of TSUNAMI-3D – Part 2, Continuous Energy

E. L. Jones


B. J. Marshall

B. T. Rearden

M. E. Dunn

G. I. Maldonado

2016 ANS Winter Meeting and Nuclear Technology Expo
Las Vegas, Nevada, USA
Wednesday, November 9, 2016



Outline

1. Introduction
2. Code Description
3. Direct Perturbation Calculations
4. Experiment Description
5. Results
6. Conclusion

Introduction

- TSUNAMI: sensitivity and uncertainty tool suite within SCALE
- SCALE 6.2 expanded the TSUNAMI capabilities to continuous energy (CE)
- Discuss the use of direct perturbation (DP) calculations
- Provide a case study to confirm accuracy of sensitivities generated by CE CLUTCH
- Companion paper for the MG results
- Models are executed using CE library based on ENDF/B-VII.1 in SCALE 6.2

Code Description – CE TSUNAMI-3D CLUTCH

- CLUTCH (Contribution-Linked eigenvalue sensitivity/Uncertainty estimation via Tracklength importance Characterization): uses importance of events in a particle's lifetime, which is used to calculate eigenvalue sensitivity coefficients
- CLUTCH requires an $F^*(r)$ function
 - Average importance of a fission neutron generated at location r
- Unlike MG sensitivity calculations, the $F^*(r)$ mesh only needs to cover the fissionable regions
- User may need to simulate additional “inactive” histories to allow for sufficient $F^*(r)$ convergence
- Advantages:
 - significantly lower memory footprint than MG
 - parallel processing capabilities
- Disadvantages:
 - longer runtime than MG for most systems
 - requires more user experience compared to MG

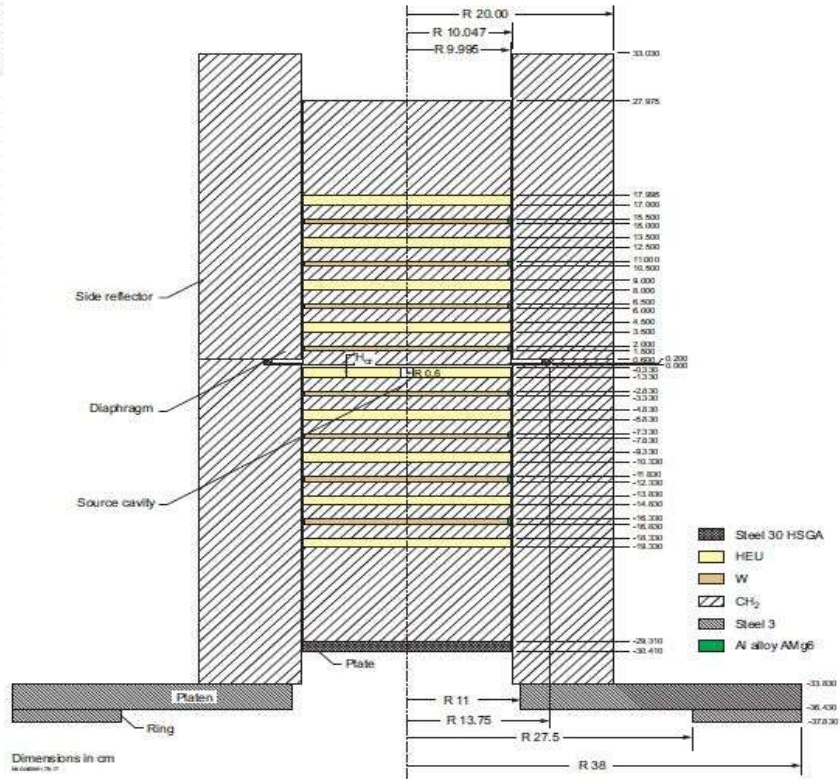
Direct Perturbation Calculations

- TSUNAMI sensitivity can be confirmed by using DP calculations
- DP sensitivity = reference sensitivity
- SDF (sensitivity data file) is created using the TSUNAMI-3D sequence
- Select important isotopes, elements, and/or materials of interest
 - include at least the primary fission and moderator species
- Perturbation selected to cause $\pm 0.5\%$ Δk change
 - perturbation large enough to yield accurate results and small enough to generate a linear response

Direct Perturbation Calculations

- Uncertainty-weighted linear least squares fit of k_{eff} points used to determine the DP sensitivity
 - slope of the trend line is the sensitivity
- Desirable for the differences between TSUNAMI and DP sensitivities to be:
 - less than 5%
 - less than 0.01 in absolute sensitivity
 - less than 2 standard deviations using the combined uncertainties
- TSUNAMI sensitivities improved by increasing:
 - number of latent generations (generations between an event and the assessment of importance)
 - number of skipped generations
 - total number of active histories
 - resolution of the $F^*(r)$ mesh grid

Description of HEU-MET-MIXED-017



Configuration of the HMM-017 Model

- Model from the International Criticality Safety Benchmark Evaluation Project (ICSBEP) Handbook
- 1 critical experiment
- Heterogeneous cylinder of alternating disks of HEU, polyethylene, and tungsten reflected by polyethylene
- Core is divided by a horizontal gap into 2 sections: a movable bottom part and a stationary top part
- Calculations used KENO V.a

Results – Sensitivity Comparisons for Base Model – Single Mixture

Isotope	ΔS (%)	ΔS (σ)	ΔS (abs)
C (refl)	1.61	0.69	0.0006
C (disk)	3.60	1.26	0.0009
H (disk)	1.56	0.27	0.0009
^{235}U	1.14	0.51	0.0031
^{182}W	0.09	0.05	0.0000
^{186}W	2.45	1.12	0.0006

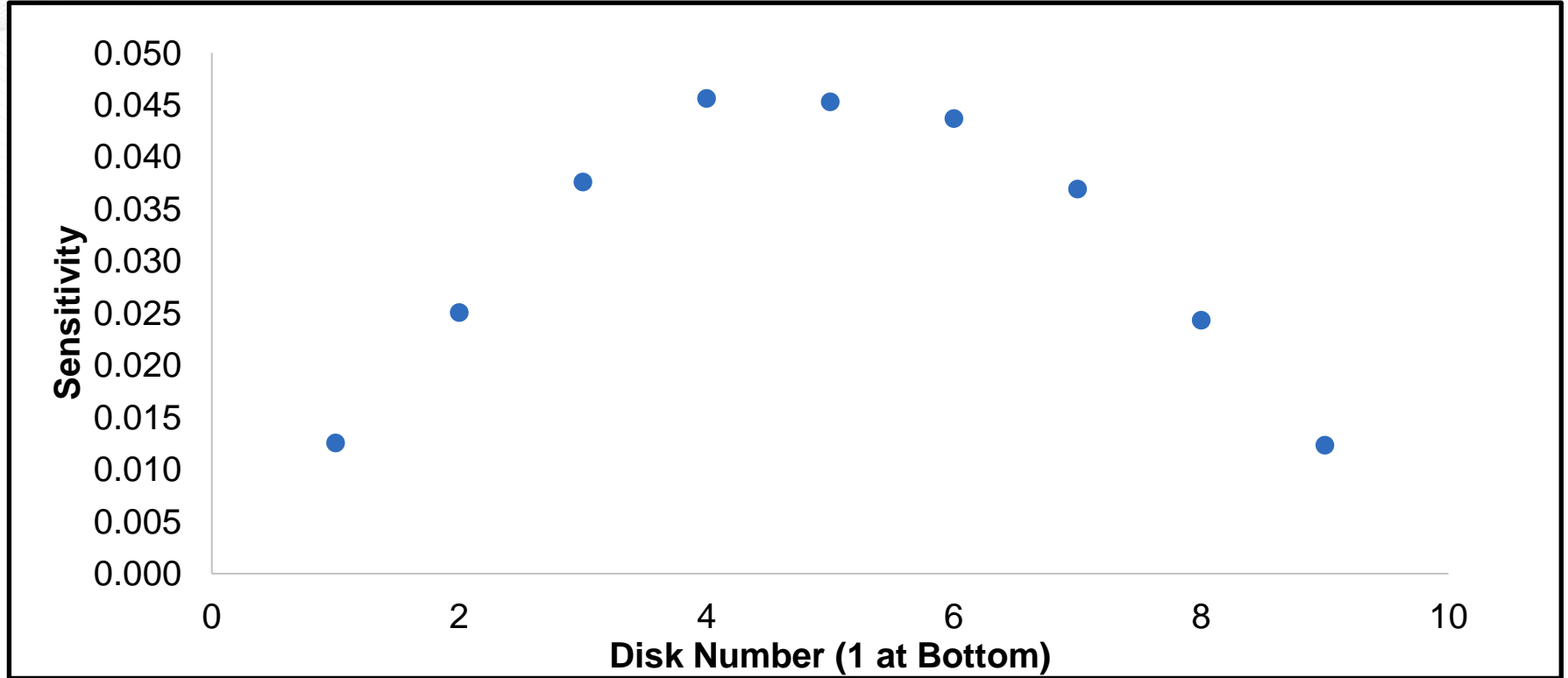
- Mesh interval size: 1x1x1.33 cm
- $GEN=3100$, $NPG=10k$, $NSK=100$, $CFP=5$
- 13.5 hrs in serial

Results – Sensitivity Comparisons for Refactored Model – Unique Mixtures

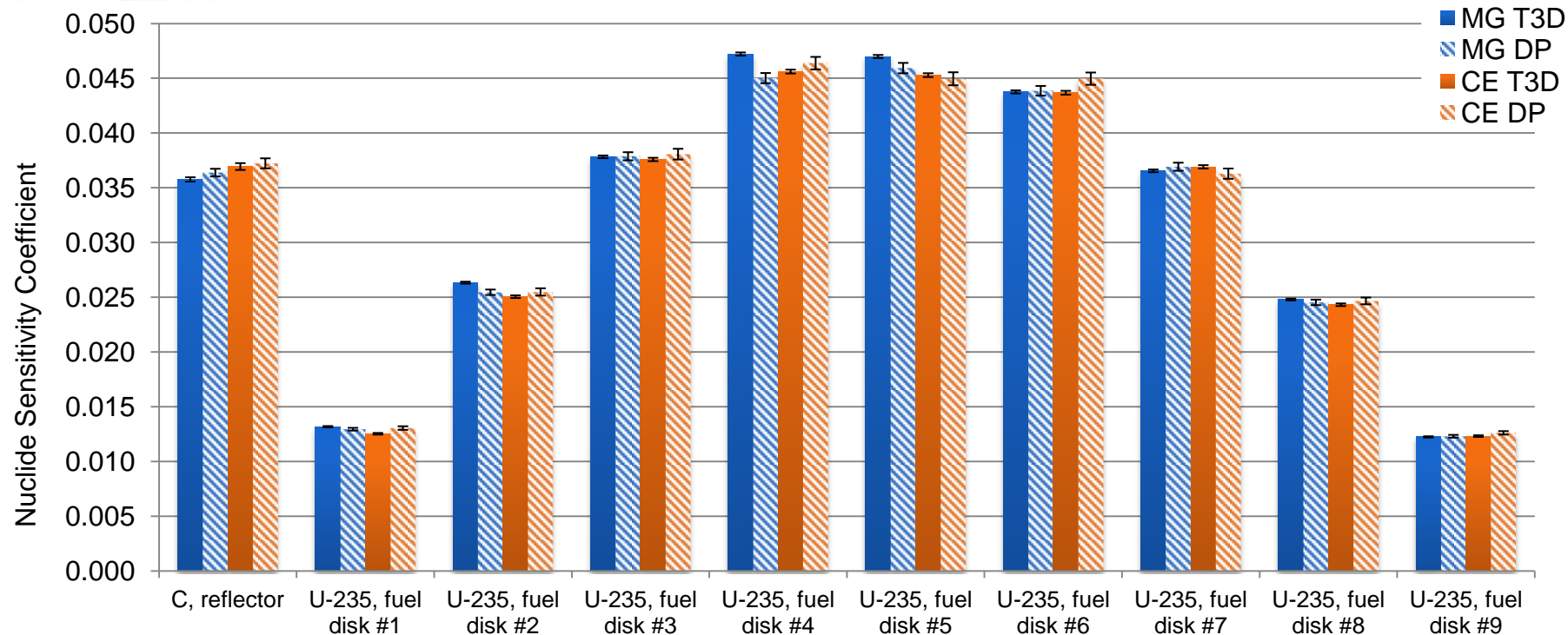
Isotope	ΔS (%)	ΔS (σ)	ΔS (abs)
C (refl)	0.79	0.53	0.0003
C (disks)	0.39	0.19	0.0001
H (disks)	6.79	1.19	0.0041
²³⁵ U (disk 1)	3.98	2.88	0.0005
²³⁵ U (disk 2)	1.69	1.21	0.0004
²³⁵ U (disk 3)	1.27	0.95	0.0005
²³⁵ U (disk 4)	1.66	1.28	0.0008
²³⁵ U (disk 5)	0.74	0.54	0.0003
²³⁵ U (disk 6)	2.86	2.19	0.0013
²³⁵ U (disk 7)	1.71	1.26	0.0006
²³⁵ U (disk 8)	1.42	1.05	0.0003
²³⁵ U (disk 9)	2.37	1.71	0.0003

- Mesh interval size: 1x1x1.33 cm
- *GEN*=3100, *NPG*=10k, *NSK*=100, *CFP*=5
- 16.6 hrs in serial

Results - Axial profile of ^{235}U sensitivity by disk



Results - TSUNAMI-3D and DP sensitivity comparisons for representative HMM-017-001 nuclides



Conclusion

- CE CLUTCH sensitivities are accurate when compared to the DP sensitivities for HMM-017
- Overall, the sensitivity results reported by TSUNAMI for MG and CE CLUTCH are consistent for HMM-017
- **The use of DP calculations to confirm TSUNAMI sensitivities is an essential step in the process of SDF generation**

Acknowledgement

- This work was supported by the Department of Energy (DOE) Nuclear Criticality Safety Program, funded and managed by the National Nuclear Security Administration.